

Breathe[®] Living Walls

BREATHE[®] LIVING WALLS

PRODUCT BROCHURE

ISSUED 2023 04 04





A LOW-MAINTENANCE WAY TO BRING THE OUTSIDE IN.

Breathe Living Walls are a versatile and cost-effective way to seamlessly integrate real plants into your environment. This system gives you the freedom to customize placement, scale, and plant density to meet a variety of design applications. And with an innovative watering system, it's a low-maintenance way to support biophilic design. Incorporating greenery in your space provides a stress-reducing benefit for the people who use it. Plants can also break up sound reflection in noisy spaces to help manage acoustics. Adaptable by design, the Breathe system can be easily expanded, reconfigured, or relocated, making it a sustainable choice for living walls.



NO NEED FOR A GREEN THUMB


Not everyone is good at keeping plants alive. With Breathe, not everyone has to be. An innovative watering system uses gravity to distribute water through a series of troughs, allowing all the plants in the system access to water. Then, individual wicks ensure plants only take as much water as they need, preventing under or over watering.





EASY TO MAINTAIN

When plants in a living wall start to die, replacing them can be a labor-intensive process. But each plant in a Breathe wall is modular, just like the rest of the DIRT system. Having its own pot makes it easy to swap out a plant. And if a plant develops a disease, it's easy to remove it to prevent it from spreading to the rest of the living wall.





BRING THE OUTSIDE IN

Biophilic design is the practice of incorporating natural elements in a design. There's a reason that it's grown in popularity given the proven benefits of connecting people to the natural environment. As part of the DIRT Construction System, Breathe Living Walls will easily integrate into your design, bringing a lush living wall to life.





READY TO GROW

PRODUCT BROCHURE

Breathe is built to be scalable and adaptable. So, as your plants continue to grow, you can adjust the plants to keep them from crowding. As your organization evolves, DIRT's Living Wall can move as your walls do. And if you move, your living walls can come with you.



BREATHE® LIVING WALLS




Breathe® Living Walls

SYSTEM FEATURES

- 01** Planters can be mounted to new or retrofitted DIRT solid wall panels or installed onto any flat, vertical building surface (except for glass)
- Breathe system consists of support slats, troughs, watering hoses, and individual removable plant pots
- Plants in the system are gravity fed from a single watering point through a series of self-regulating, connected tubes for even watering and easy care
- 02** Removable individual plant pots prevent disease transfer through the soil and accommodate plant growth and reduce future expense through less invasive maintenance
- 03** Create longer spans using multiple troughs and inline connectors


01



02




03



Technical Overview

SIZE

Plant pot size options	6" (152 mm) x 6" (152 mm)
	3" (76 mm) x 6" (152 mm)
	3" (76 mm) x 3" (76 mm)
Trough length	7 ½" (191 mm) - 10' (3.05 m)
Support slat modules height	7" (178 mm)



BUILD DYNAMIC SPACES

dirtt.com ↗