


# Breathe<sup>®</sup> Living Walls

PRODUCT CUT SHEET





**ADAPTT DIRTT EXPERIENCE CENTER**  
 Minneapolis, MN

Breathe Living Walls are a versatile and cost-effective way to seamlessly integrate real plants into your environment. This system gives you the freedom to customize placement, scale, and plant density to meet a variety of design applications. And with an innovative watering system, it's a low-maintenance way to support biophilic design. Incorporating greenery in your space provides a stress-reducing benefit for the people who use it. Plants can also break up sound reflection in noisy spaces to help manage acoustics. Adaptable by design, the Breathe system can be easily expanded, reconfigured, or relocated, making it a sustainable choice for living walls.






**SYSTEM FEATURES**

- 01** Planters can be mounted to new or retrofitted DIRT solid wall panels or installed onto any flat, vertical building surface (except for glass)


Breathe system consists of support slats, troughs, watering hoses, and individual removable plant pots

Plants in the system are gravity fed from a single watering point through a series of self-regulating, connected tubes for even watering and easy care
- 02** Removable individual plant pots prevent disease transfer through the soil and accommodate plant growth and reduce future expense through less invasive maintenance
- 03** Create longer spans using multiple troughs and inline connectors


01



02




03



**SYSTEM OPTIONS**

- 04** Multiple planter configuration and sizes

04



Technical Overview

SIZE

<b>Plant pot size options</b>	6" (152 mm) x 6" (152 mm)
	3" (76 mm) x 6" (152 mm)
	3" (76 mm) x 3" (76 mm)
<b>Trough length</b>	7 ½" (191 mm) - 10' (3.05 m)
<b>Support slat modules height</b>	7" (178 mm)

DESIGN CONFIGURATIONS

<b>Wall module configurations</b>	Full-height or low wall
	Choose wall panel reveals of ¼" (4 mm) or ⅜" (9 mm)
<b>Wall connections</b>	Slat Wall
	Drywall

DIRTT SYSTEM INTEGRATIONS

DIRTT Solid Walls
DIRTT Timber

