


Combination Walls


PRODUCT CUT SHEET





PILOT STUDIO
Boston, MA


When you're designing for a mix of privacy and transparency, DIRTT's Combination Walls give you the best of both worlds. Get the space separation of DIRTT's solid wall with the light transmission benefit of our glass wall. Whether you need a punched window or a clerestory at the top, you can customize our Combination Walls to fit any design. Plus, they offer all the benefits of the DIRTT system. Get long-term durability, enhanced performance, short lead times, and quick installations with the look and functionality you need.



SYSTEM FEATURES

01	Wall system includes aluminum frames, insulation, finished wall panels, extrusions, and glass panels
	Modular design supports quick installation and easy reconfiguration
02	Wall width and height configuration is fully customizable
03	Wall assemblies tip into place for quick installation
04	Precision manufactured for base building accommodation
05	Frame-to-frame inline connections offer nondestructive adaptability
	Frames arrive on-site without panels to allow integration with building systems
	Components are precision manufactured to accommodate base building conditions
	SCS Indoor Advantage Gold certified


01



02



03



05



SYSTEM OPTIONS

06	Extrusions available in a variety of profiles
07	Seismic compatible
08	Microline muntin detail
09	AV Integration
10	Limit transfer of smoke with our non-rated, smoke partition
	Support your brand with customized finishes and graphics
	Compatible with the full suite of DIRTT Door modules

06



07



08



09



10





Combination Walls

SIZE

Standard wall thickness (with panels)	4" (102 mm)
Wall module width	6" (152 mm) – 48" (1.22 m)
Wall module height maximum	10' (3.05 m)*
Factory-installed insulation thickness	1" (25 mm)
Wall cavity depth	3" (76 mm)

*Frame assemblies that exceed module maximums must be validated by DIRT T to confirm they meet building code.

TOLERANCES

Wall height adjustability	-3/8" (10 mm) +2 3/8" (67 mm)
---------------------------	-------------------------------

PANEL FINISH OPTIONS

ChromacoatPlus (paint)
Chromacoat (paint)
Thermofoil (3D Laminate)
Veneer
Backpainted glass
Magnetic marker board
WriteAway (writable film)
Fabric
Custom finishes

EXTRUSION FINISH OPTIONS

Clear anodized aluminum
Powder coat
Veneer wrapped (curvilinear and rectilinear profiles only)
Custom finishes

GLASS OPTIONS

Tempered	clear or low-iron
	optional etched finish
	1/4" (6 mm), 3/8" (10 mm), or 1/2" (12 mm) glass
Laminated	clear or translucent interlayer finish
	1/4" (6 mm), 3/8" (10 mm), or 1/2" (12 mm) glass

Combination Walls

DESIGN CONFIGURATIONS

Wall Module Configurations

Full-height, free-standing, or low wall

Multiple options for stacking between DIRTT 4" Solid Wall and DIRTT Classic Glass wall in the frame module

Choose from extrusions with rectilinear, curvilinear, or blade profiles

Frame zipper and gasket options

Customize ceiling and base trim shape and color

Finish the wall with optional end caps

Configure for seismic compliance when needed

Wall Connections

Frame connects to acoustic ceiling tile (ACT) grid, bulkhead, drywall soffit, metal stud kickers, or cornice rail

Base track secures to the base building with carpet grippers, double-sided tape, or seismic anchoring

Wall modules connect with frame-to-frame inline connections

Wall modules connect to door modules with frame-to-frame inline connections

Post options: Inline, 90-degree, 120-degree, 135-degree, three-way, four-way, adjustable, and drywall

DIRTT SYSTEM INTEGRATIONS

DIRTT Solid Walls

DIRTT Glass Walls

DIRTT Electrical

DIRTT Casework

DIRTT Networks

Third-party provided hardware and technology

DOOR TYPES

Swing Door

Sliding Door

Pivot Door

DOOR OPTIONS

Frameless Glass

Framed Glass

Solid Core Wood

